

Blackheads are a common problem for chronic acne sufferers. Blackheads are actually plugs that block the pores on the skin. The tip of the plugs turns black once the pores are clogged, hence the name blackheads. So the main point is to get rid of this blackhead.

Description:

One step cleansing sheet, especially designed to unclog pores and lift away blackheads. The strips remove the dirt and oil which clog pores, leaving your skin clear and smooth.

Benefits and features:

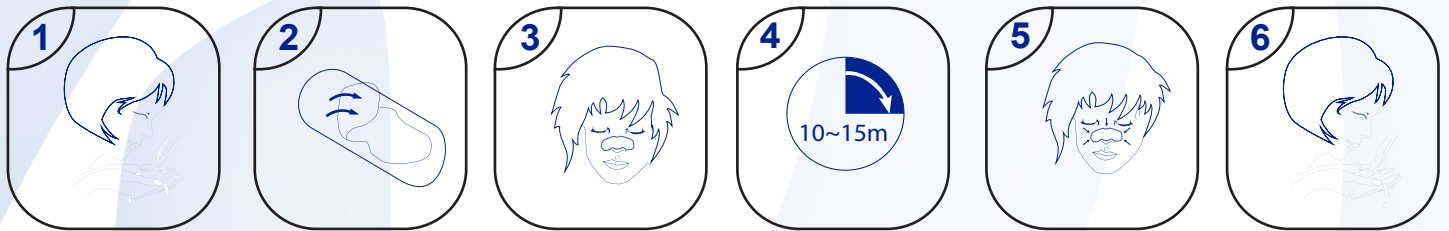
- 1.They remove all of the trapped debris, oil, grime.
- 2.They help in removing dead skin cells, which are hardened skin cells that lie in the layer of the skin.
- 3.Helps to clean acne-causing bacteria out of your skin.
- 4.The results of using the strips can be seen instantly as you remove the strip, you will notice that your pores are cleaner and less visible.
- 5.Conformable soft non-woven backing, so it easily fits uneven facial area.



Cautions:

- Not suitable for use around the eyes, if strip does come into contact with eyes, rinse immediately with clean warm water.
- Use 1-2 times per week, leaving a 3 days interval between uses.
- Do not use on skin that is irritated, sun burnt, broken, moles, or varicose veins.
- Do not use if you have previously suffered an adverse reaction from a strip, tape or face mask product in the past.
- Keep out of reach of children
- Keep in cool dry environment.

How to use:

1. Thoroughly clean the face with water, ensuring that the skin is free from any cosmetics or other skin treatments.
2. With dry hands open the strip sachet and peel the strip away from the liner.
3. Wet the area, on which you will use the strip with clean warm water, please note: strip will not adhere if skin is dry.
4. Apply the strip with the shine side down on the skin, taking care to smooth out any bubbles or creases.
5. Allow the strip to dry naturally for about 10 to 15 minutes then carefully start to peel the strip off from the two ends towards the middle. If the strip is too firmly attached or is painful to remove, wet the area thoroughly until strip is easy to remove.
6. Finally wash the area with warm water.




Deep Cleansing Pore strips		Size	Pieces / box	Boxes / Case	Case Dimensions
	D-NOSE	Nose strip	6		48
	D-FACE	face strip	6		48

- Amria - Alexandria - Egypt
 Tel. : 002 03 4500264 Fax : 002 03 4500263
 - Kafr-El-Zayat P.O.Box 38 Egypt
 Tel. : 002 040 2545643 Fax : 002 040 2545645
 E-mail : sales@pharmaplast-online.com



Pharmaplast
www.pharmaplast-online.com

Pharmaplast Amria 23512, Alexandria - Egypt www.pharmaplast-online.com		Brochure artwork template no: I-TM /AR/001-6 (Version 3)						
Customer : Pharmaplast		Product name : Deep Cleansing Pore strips						
Issue date : 18-08-2016		Prepared by : Nader Nabil Zaki						
Colors : 		Dimension : A4						
Issue Number	Revision Date	Description of Change	Rationale For Change	Amended by	Effective date	Approved by		
						Artwork manager	Marketing department	RA Department
1	N/A	New Issue	N/A					
2	15-05-2022	Code updated	File maintenance					