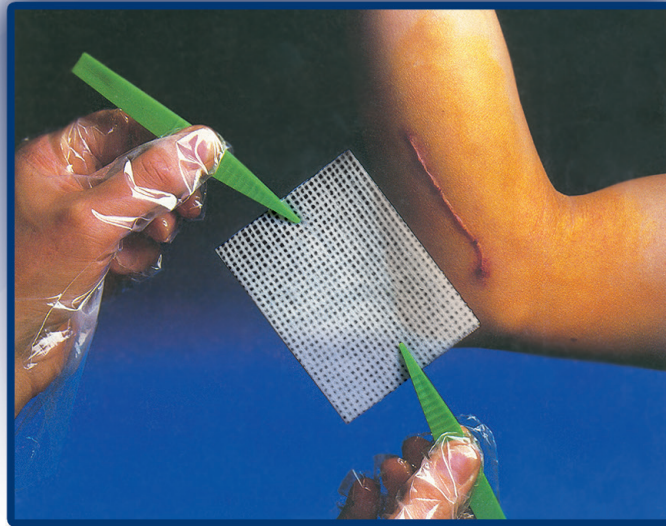


Paraffin non-adherent wound contact layer



Description:

Pharmatull® is a non-adhesive, sterilized paraffin gauze dressing made from –open weave gauze coated with soft paraffin ready for immediate use. It is used as a primary wound contact layer with paraffin present to reduce the adherence of the product to the surface of a granulating wound. It is placed between the wound and the secondary dressing, and its open weave structure allows exudates to pass into an absorbent secondary dressing. The gauze has interlocking threads which are designed to minimize fraying when the dressing is cut to shape. **Pharmatull**® is designed to soothe and protect the injury.

Intended Purpose:

Pharmatull® Soothing and low-adherent wound contact layer, protects the injuries and allows the wound to drain freely into an absorbent secondary dressing.

Indications:

- Burns such as minor burns and scalds
- Donor and recipient graft sites
- Skin loss wounds
- Lacerations
- Abrasions
- Chronic wounds i.e.: leg ulcers or pressure ulcers

Intended Patient Population

Suitable for all patient population except for those documented in the contra-indications section.

Intended User:

Application of dressings is done by healthcare professionals or lay persons under the supervision of health care professionals

Performance characteristics:

Pharmatull® acts as a wound contact layer. It is placed between the wound and a secondary dressing, and its open weave structure allows the exudates to pass into the secondary absorbent dressing. The soft paraffin coated mesh is non-polar, hydrophobic material, so it does not adhere with the polar proteinaceous exudates preventing secondary absorbent dressing adhesion to the wound."

Instructions For Use

Application Method:

Pharmatull® dressing pouch:

Step 1: Cleanse the wound as per local clinical protocols.

Step 2: Select the correct size dressing and peel open the pouch.

Step 3: Remove protector papers using gloves and forceps in aseptic technique.

Step 4: Lay over the wound in a single layer in direct contact with the wound surface.

Step 5: Apply an absorbent secondary dressing if required and secure in place with a dressing retention bandage or dressing fixation

- Amria - Alexandria - Egypt

Tel. : 002 03 4500264 Fax : 002 03 4500263

- Kafr-El-Zayat P.O.Box 38 Egypt

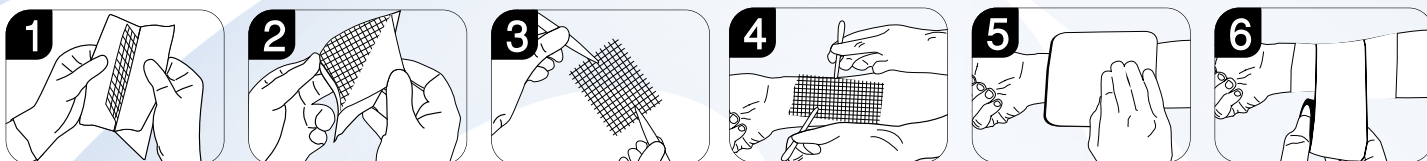
Tel. : 002 040 2545643 Fax : 002 040 2545645

E-mail : sales@pharmaplast-online.com

Paraffin non-adherent wound contact layer

sheet or tape.

Pharmatull®



*** The frequency of changing will depend on the clinical circumstance and this can vary from once a day to twice per week, however the dressing must be removed if it starts to dry out.**

Pharmatull® dressing on a roll:

Step 1: Cleanse the wound as per local clinical protocols.

Step 2: Using gloves, tear end from roll pack and cut to size.

Step 3: Remove protector papers using gloves and forceps in antiseptic technique.

Step 4: Lay over the wound in a single layer in direct contact with the wound surface. Care should be taken if using the roll circumferentially, not to wrap too tightly.

Step 5: Apply an absorbent secondary dressing if required and secure in place with a dressing retention bandage or dressing fixation sheet or tape.

Pharmatull® roll



*** The frequency of changing will depend on the clinical circumstance and this can vary from once a day to twice per week, however the dressing must be removed if it starts to dry out.**

Frequency of change

1. The frequency of changing will depend on the clinical circumstance and this can vary from once a day to twice per week, however the dressing must be removed if it starts to dry out.
2. Secondary dressing can be changed as needed while leaving pharmatull in place provided Pharmatull is still moist.


Instruction of change

1. Gently remove the secondary dressing (e.g., border dressings, tape).
2. Gently lift the edge of the Pharmatull and remove from wound.
3. If dressing has been cut ensure all loose fibers are removed from wound bed when cut fibers may fray.

Precautions for change /Application:

1. If the dressing sticks, soak it off gently with sterile saline solution.
2. When removing or changing ensure all material of the dressing is removed from wound.

Paraffin non-adherent wound contact layer

Product name	Photo/layer diagram
<p>Pharmatull® paraffin non-adherent wound contact layer</p>	 <p>Release liner</p> <p>Leno gauze with soft paraffin</p> <p>Release liner</p>

